



**BELGARD**  
PAVES THE WAY





# SHOP BY COLLECTION



## METROPOLITAN

Smooth finish. Straight lines.

|                              |       |
|------------------------------|-------|
| Artforms™ Panel System ..... | p. 12 |
| Pavers .....                 | p. 16 |
| Walls .....                  | p. 60 |
| Features.....                | p. 81 |



## NATURAL

Look of slate and worn stone. Sculpted.

|               |       |
|---------------|-------|
| Pavers .....  | p. 26 |
| Walls .....   | p. 64 |
| Features..... | p. 78 |



## HERITAGE


Antiqued. Tumbled.

|               |       |
|---------------|-------|
| Pavers .....  | p. 38 |
| Walls .....   | p. 66 |
| Features..... | p. 79 |

## LEGACY

Soft edges. Split face.

|               |       |
|---------------|-------|
| Pavers .....  | p. 44 |
| Walls.....    | p. 70 |
| Features..... | p. 76 |



## PORCELAIN

High-definition.  
Unbeatable durability.

|              |       |
|--------------|-------|
| Pavers ..... | p. 52 |
|--------------|-------|



## ENVIRONMENTAL

Permeable. Eco-Friendly.

|              |       |
|--------------|-------|
| Pavers ..... | p. 48 |
|--------------|-------|




# SHOP BY APPLICATION




## 14 PAVERS

|                    |       |
|--------------------|-------|
| Metropolitan.....  | p. 16 |
| Natural.....       | p. 26 |
| Heritage.....      | p. 38 |
| Legacy.....        | p. 44 |
| Environmental..... | p. 48 |
| Porcelain.....     | p. 52 |



## 58 WALLS

|                   |       |
|-------------------|-------|
| Metropolitan..... | p. 60 |
| Natural.....      | p. 64 |
| Heritage.....     | p. 66 |
| Legacy.....       | p. 70 |




## 74 CUSTOMIZE YOUR SPACE

|                             |        |
|-----------------------------|--------|
| Artforms™ Panel System..... | p. 12  |
| Caps & Coping.....          | p. 76  |
| Curb, Edgers & Steps.....   | p. 80  |
| Elements.....               | p. 84  |
| Fire Features.....          | p. 86  |
| Lighting.....               | p. 98  |
| Paver Restoration.....      | p. 100 |



# YOUR NEW OUTDOOR ROOM AWAITS

*You've been dreaming about it. Get inspiration. Get design tips. Then, get ready to start living!*



*Composite decking*



*Outdoor Room*



TERRARIUM



MARIGOLD



JETSET

- Living
- Office
- Kitchen
- Dining
- Garden
- Decking

*Belgard.com/Rooms*

*borders*






*planter*







METROPOLITAN FIRE PIT LIVING ROOM 6A

# BELGARD ROOMS

BROUGHT TO YOU BY  
BELGARD DESIGN STUDIO


## SHOP BY ROOM

### A NEW WAY TO DESIGN YOUR SPACE

With over 100 designs to choose from, Belgard Rooms can help you plan the ideal backyard addition. Choose from a variety of room sizes, styles and design features. Each room is designed to work alone or seamlessly pair with other rooms within the portfolio. For total backyard transformations, browse our library of beautifully coordinated Multi-Room Spaces.

VIEW THE GALLERY AND BROWSE ANIMATED TOURS AT [Belgard.com/Rooms](https://Belgard.com/Rooms)

SEE ROOMS  
COME TO LIFE



METROPOLITAN OFFICE SPACE 3A



NATURAL KITCHEN 5A



NATURAL DINING ROOM 1A

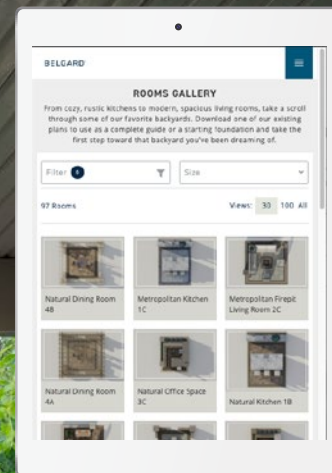


METROPOLITAN KITCHEN 10A



BROWSE.  
PICK.  
CLICK.

Our full portfolio of room designs can help bring your vision to life.



*design tip*

Your contractor can work with the Belgard Design Studio to adjust product selections and room features to fit your personal needs.



2022



2016





2020

2021

2018

2019

2017

HGTV  
**DREAM HOME**  
PROUD SPONSOR 2022

# ROOM *to* DREAM

7 YEARS OF INSPIRING OUTDOOR  
LIVING DREAMS TOGETHER

Our long-term sponsorship of the HGTV® Dream Home means collaborating with top design professionals to create trend-forward outdoor spaces that inspire millions of homeowners. **Visit [Belgard.com/HGTVDreamHome](http://Belgard.com/HGTVDreamHome)**

HGTV, HGTV Dream Home, HGTV Dream Home Giveaway and their associated logos are trademarks of Discovery or its subsidiaries and affiliates. All rights reserved. Photos © 2021 Discovery or its subsidiaries and affiliates. All rights reserved.



# COLOR

2022



**JETSET**

Belgard's Color of the Year

*Jetset is an energizing hue, full of optimism and the promise of a glorious day.*

Keep the surrounding space in mind when choosing hardscape colors. Monochromatic and neutral tones can create a sleek, contemporary look. Whereas, contrasting hues work well for creating intricate eye-catching designs. Accessorize with our color of the year to complete your space.



2020



**TERRARIUM**

2021



**MARIGOLD**

*Our previous colors of the year will still be seen in this year's accessory color palette. For a more subdued look, pull from the soft greens of 2020. For an energized feel, sprinkle in pops of Marigold.*



# TEXTURE

Texture plays an integral role in outdoor living design. The textures chosen can add a dimensional aspect, a time-worn aesthetic or an element of sophistication.



SLATE / RUSTIC




SCULPTED



COBBLED



DIMPLED



SMOOTH / GRANA



STANDARD



DISTRESSED



TUMBLED

# SCALE

Depending on the design goals, the shape and size of a paver can help make an outdoor space look more cozy, more open and contemporary, or more in harmony with the surrounding environment.

4" X 8"  
HOLLAND STONE



VARIES BETWEEN 4"-6"  
BELGIAN COBBLE™



6" X 12"  
DIMENSIONS™



15 1/8" X 11 1/8"  
MEGA-ARBEL™




15 1/4" X 23 3/8"  
TURFSTONE™







METROPOLITAN



NATURAL



HERITAGE



# COLLECTIONS

BY BELGARD®

Organized by texture and style, each collection offers coordinated looks that pair well together or can be mixed and matched for a unique design.



LEGACY



ENVIRONMENTAL



PORCELAIN





METROPOLITAN  
COLLECTION



# ARTFORMS™

Artforms simplifies the design of contemporary outdoor living spaces. This unique modular panel system offers sleek lines and rich color blends to create eye-catching outdoor kitchens and limitless outdoor living features.



VISIT [Belgard.com/Artforms](https://Belgard.com/Artforms)  
FOR MORE INSPIRATION



6 x 36

18 x 36



ROCKLAND BLACK\*



SCANDINA GRAY

*\*Only available in 6 x 36*





## METROPOLITAN

**18**

Dimensions™ 6

**20**

Dimensions™ 12

**22**

Dimensions™ 18

**24**

Dimensions™ Accent

## NATURAL

**28**

Origins™ 6

**30**

Origins™ 12

**32**

Origins™ 18

**34**

Origins™ Accent

**35**

Mega-Arbel® Patio Slab

**36**

Mega-Lafitt™

## HERITAGE

**38**

Belgian Cobble®

**40**

Dublin Cobble®

**42**

Mega-Bergerac®

## LEGACY

**44**

Cambridge Cobble®

**46**

Holland Stone

## ENVIRONMENTAL

**48**

Aqualine™

**50**

Turfstone™

## PORCELAIN

**52**

Noon

**54**

Quarziti 2.0

**56**

Genoa™

**57**

Foundation™

### PORCELAIN LEGEND



UNIFORM  
APPEARANCE



SLIGHT  
VARIATION



MODERATE  
VARIATION



SUBSTANTIAL  
VARIATION



LOW SOLAR HEAT  
ABSORPTION



*slate • smooth • tumbled*



PAVERS



METROPOLITAN  
COLLECTION 



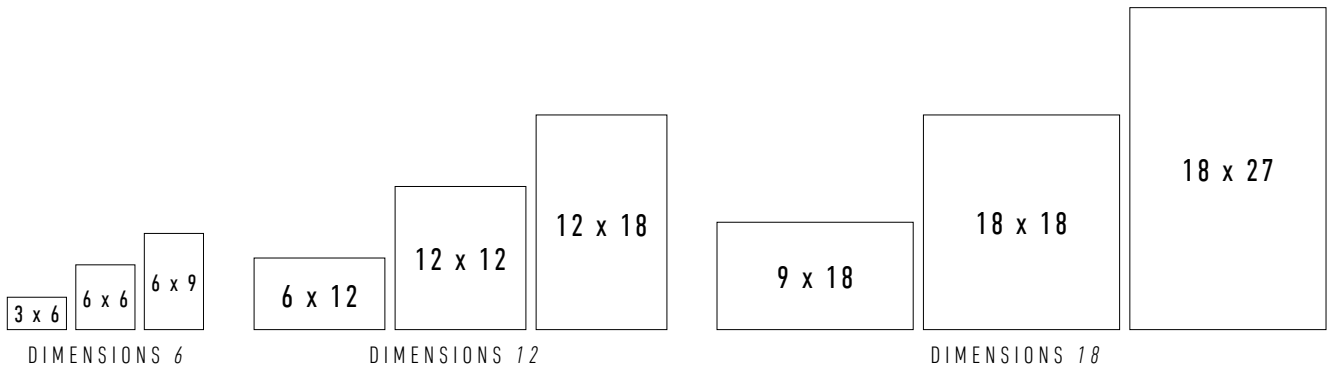
NEW

# DIMENSIONS™

Simplify design and installation with modular Dimensions pavers. Dimensions are sized in true 3" increments and can be easily paired with Origins (page 26) to add a contrasting texture to your design.

VISIT [Beldgard.com/Simple](http://Belgard.com/Simple)  
FOR MORE INSPIRATION








*design tip*  
 Protect your investment  
 with sealant. See page 100

**NEW**

# DIMENSIONS 6™

PAVER / 60MM



3 x 6

6 x 6

6 x 9



CANYON



MAGNOLIA



HATTERAS



SAVANNAH











NEW

# DIMENSIONS™ 12

SLAB / 60MM




6 x 12


12 x 12

12 x 18

*\*This product is not recommended for vehicular use*



CANYON



MAGNOLIA



HATTERAS



SAVANNAH










# DIMENSIONS™ 18

SLAB / 60MM




9 x 18

18 x 18

18 x 27

*\*This product is not recommended for vehicular use*



CANYON



MAGNOLIA



HATTERAS



SAVANNAH











24

PRODUCT CATALOG

HGTV  
**DREAM HOME**  
PROUD SPONSOR 2022  
[Belgard.com/HGTVdreamhome](http://Belgard.com/HGTVdreamhome)

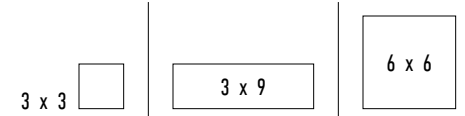


# DIMENSIONS™ ACCENT

ACCENT / 60MM



MIDNIGHT





# FINISH YOUR SPACE

For a cohesive look, add walls or finishing touches to your space with these coordinating products from the **Metropolitan Collection**.

## WALLS



MELVILLE™ WALL PG. 60

## FEATURES



MELVILLE™ CURB PG. 81





NATURAL  
COLLECTION 




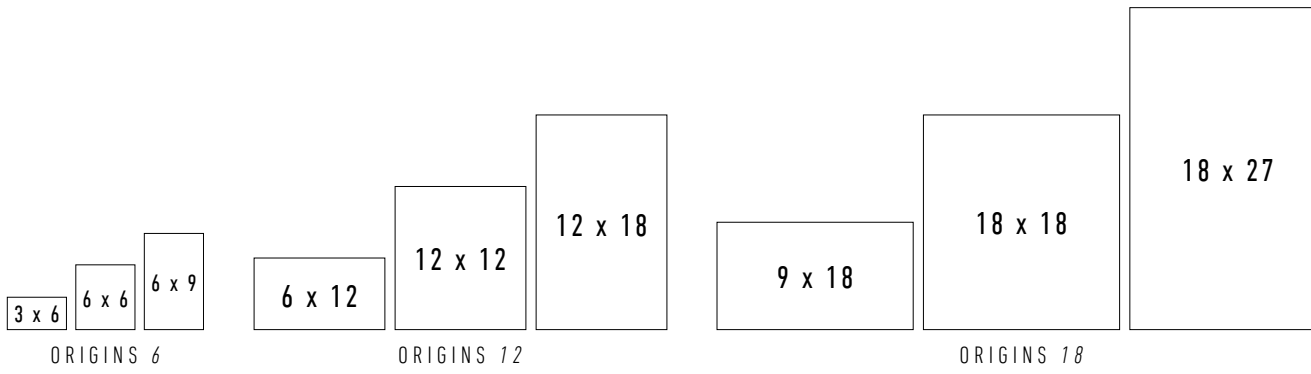
NEW

# ORIGINS™

Simplify design and installation with modular Origins pavers. Origins are sized in true 3" increments and can be easily paired with Dimensions (page 16) to add a contrasting texture to your design.


VISIT [Beldgard.com/Simple](http://Belgard.com/Simple)  
FOR MORE INSPIRATION







**NEW** ORIGINS™ 6  
PAVER / 60MM



3 x 6

6 x 6

6 x 9




ASH



DRIFTWOOD



PAMLICO



SUMMIT







**NEW** ORIGINS™ 12  
SLAB / 60MM




6 x 12

12 x 12

12 x 18

*\*This product is not recommended for vehicular use*




ASH




DRIFTWOOD



PAMLICO



SUMMIT









**NEW** ORIGINS™ 18  
SLAB / 60MM




9 x 18

18 x 18

18 x 27

*\*This product is not recommended for vehicular use*




ASH



DRIFTWOOD



PAMLICO



SUMMIT









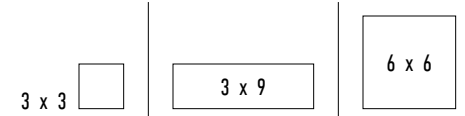


# ORIGINS™ ACCENT

ACCENT / 60MM



MIDNIGHT





# MEGA-ARBEL<sup>®</sup>

PATIO SLAB / 60MM

HGTV  
**DREAM HOME**  
PROUD SPONSOR 2022

[Belgard.com/HGTVdreamhome](http://Belgard.com/HGTVdreamhome)



BELGIAN STONE



RIVER STREET



SMOKEY MOUNTAIN



15 x 21







NEW

# MEGA-LAFITT®

PAVER / 80MM



BLUESTONE



HATTERAS



SMOKEY MOUNTAIN

5<sup>3</sup>/<sub>16</sub> x 10<sup>3</sup>/<sub>8</sub>

10<sup>3</sup>/<sub>8</sub>  
x  
10<sup>3</sup>/<sub>8</sub>

15<sup>11</sup>/<sub>16</sub> x 10<sup>3</sup>/<sub>8</sub>



# FINISH YOUR SPACE

For a cohesive look, add finishing touches to your space with these coordinating products from the **Natural Collection**.

## FEATURES



ANGLIA EDGER® PG. 80



BEAUFORT™ SERIES PG. 86




BORDEAUX™ SERIES PG. 88



BRISTOL™ SERIES PG. 90



ESPLANADE COLUMN CAP PG. 78



LANDINGS™ STEP PG. 82





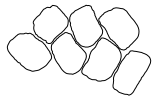


PERMEABLE  
OPTION

*with larger joints, proper  
base and joint material.*

# BELGIAN COBBLE®

PAVER / 60MM



Variable x 23%



MIDNIGHT



MOONLIGHT










# DUBLIN COBBLE<sup>®</sup>

PAVER / 60MM



6 x 9

3 x 6

6 x 6

6 x 9



ARCTIC



ARDENNES



FOSSIL



HATTERAS



SAVANNAH









# MEGA-BERGERAC<sup>®</sup>

PAVER / 80MM



ARDENNES



FOSSIL


|               |               |                |
|---------------|---------------|----------------|
| 4 3/4 x 9 1/2 | 9 1/2 x 9 1/2 | 9 1/2 x 14 1/4 |
|---------------|---------------|----------------|



# FINISH YOUR SPACE

For a cohesive look, add walls or finishing touches to your space with these coordinating products from the **Heritage Collection**.

## WALLS



CASTLEMANOR® GRANA PG. 66



WESTON STONE™ PG. 68


## FEATURES



BRIGHTON™ SERIES PG. 92



WESTON STONE™ FIRE PIT PG. 97



WESTGATE CAP & COPING PG. 79



# CAMBRIDGE COBBLE®

PAVER / 60MM



6 x 9

6 x 6

6 x 9



ARCTIC



APPALACHIAN



AVONDALE





COBBLE BLEND



LOW COUNTRY



SAVANNAH







*design tip*  
Illuminate your space with paver lights. See page 98

# HOLLAND STONE

PAVER / 60MM



GUILFORD



SAVANNAH



SLATE


4 x 8



# FINISH YOUR SPACE

For a cohesive look, add walls or finishing touches to your space with these coordinating products from the **Legacy Collection**.

## WALLS



HIGHLAND STONE® PG. 72

## FEATURES



EASTWOOD COPING PG. 76





# AQUALINE™

PERMEABLE PAVER / 80MM



4 ½ x 9

4 ½  
x  
4 ½

4 ½ x 9

9 x 9



ARDENNES



HATTERAS



SAVANNAH



HGTV  
**DREAM HOME**  
PROUD SPONSOR 2022


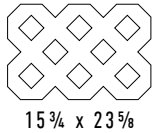
[Belgard.com/HGTVdreamhome](http://Belgard.com/HGTVdreamhome)





# TURFSTONE™


PERMEABLE PAVER / 80MM



NATURAL









# NOON

## WOOD FINISH



12 x 48



DAYLIGHT  
NN 01 ST



EMBER  
NN 02 ST



HONEY  
NN 03 ST









# QUARZITI 2.0

STONE FINISH



24  
x  
24



**v3**  **GLACIER**  
**QR 01 NAT**




**v3**  **MOUNTAINS**  
**QR 02 NAT**



**v3**  **WATERFALL**  
**QR 03 NA**



**v3**  **RIVER**  
**QR 04 NAT**











NEW

# GENOA™

STONE FINISH



BLANCO



CREMA

12  
x  
24

24  
x  
24



# FOUNDATION™



CONCRETE FINISH



AMBER BEIGE




SCANDINA GRAY

24  
x  
24







### METROPOLITAN

**60**  
Melville™ Wall

**62**  
Melville Tandem™

### NATURAL

**64**  
Ashlar Tandem™

### HERITAGE

**66**  
Castlemanor® Grana

**68**  
Weston Stone™

### LEGACY

**70**  
Diamond Pro®

**72**  
Highland Stone®



*freestanding • retaining • garden*



WALLS



METROPOLITAN  
COLLECTION

# MELVILLE™

## WALL

FREESTANDING / RETAINING WALL



4 x 20 x 10



2 x 20 x 13\* *\*Can be used as cap and/or wall block*



BLUESTONE



HATTERAS



SAVANNAH








NEW

# MELVILLE TANDEM™

FREESTANDING / RETAINING WALL



7 x 13<sup>3</sup>/<sub>16</sub> x 2<sup>5</sup>/<sub>8</sub> | 7 x 15<sup>13</sup>/<sub>16</sub> x 2<sup>5</sup>/<sub>8</sub> | 7 x 18<sup>7</sup>/<sub>16</sub> x 2<sup>5</sup>/<sub>8</sub> See cap and construction pieces on page 115



DANVILLE



PEWTER









# ASHLAR TANDEM™

FREESTANDING / RETAINING WALL



COORDINATING CAP  
AVAILABLE



7 x 13<sup>3</sup>/<sub>16</sub> x 2<sup>5</sup>/<sub>8</sub> | 7 x 15<sup>13</sup>/<sub>16</sub> x 2<sup>5</sup>/<sub>8</sub> | 7 x 18<sup>7</sup>/<sub>16</sub> x 2<sup>5</sup>/<sub>8</sub> See cap and construction pieces on page 115



PEWTER



SHELBY







CASTLEMANOR<sup>®</sup>

GRANA

FREESTANDING / RETAINING WALL



6 x 6 / 4 x 10 | 6 x 12 / 10 x 10 | 6 x 16 / 14 x 10




COLONIAL



OXFORD

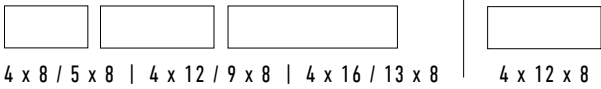






# WESTON STONE™

FREESTANDING / RETAINING WALL



COLONIAL



OXFORD









# DIAMOND PRO<sup>®</sup>

RETAINING WALL



8 x 18 x 12

*Pro PS*

8 x 18 x 9

*Pro 9D*

*See cap and corner on page 114*



OXFORD



SHEFFIELD



TIMBERLINE



COORDINATING CAP  
AVAILABLE

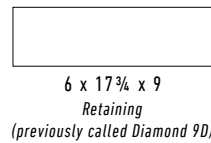
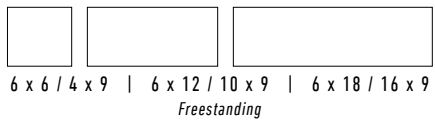
COORDINATING CORNER  
AVAILABLE





# HIGHLAND STONE<sup>®</sup>

FREESTANDING / RETAINING WALL



OXFORD



SHEFFIELD



TIMBERLINE









### **CAPS & COPING**

- 76**  
Eastwood Coping
- 78**  
Esplanade Column Cap
- 79**  
Westgate Coping  
& Cap

### **CURBS, EDGERS**

- 80**  
Anglia Edger®
- 81**  
Melville™ Curb

### **STEPS**

- 82**  
Landings™ Step

### **ELEMENTS**

- 84**

### **KITCHEN & FIRE FEATURES**

- 86**  
Beaufort™ Series
- 88**  
Bordeaux™ Series
- 90**  
Bristol™ Series
- 92**  
Brighton™ Series
- 94**  
Dublin™ Fireplace
- 96**  
Flagstone Fire Pit
- 97**  
Weston Stone™ Fire Pit

### **LIGHTING**

- 98**

### **PAVER RESTORATION**

- 100**



*accents • features • accessories*






**CUSTOMIZE YOUR SPACE**



# EASTWOOD


COPING / 60MM



6 x 12




CREAM



GRAY



HATTERAS



SLATE











# ESPLANADE

## COLUMN CAP



LIMESTONE

25 x 25



# WESTGATE

COPING / CAP



COLONIAL



OXFORD

10 x 12







# ANGLIA EDGER<sup>®</sup>

EDGER



COTSWOLD MIST



GASCONY TAN

5 1/4 x 7 5/8

5 1/4 x 10

5 1/4 x 15 5/8

5 1/4 x 17 3/4



# MELVILLE™


## CURB



BLUESTONE



HATTERAS




SAVANNAH

4 x 24



# LANDINGS™

STEP UNIT



6 x 48 x 18



BLUE IRON



BROWN



DESERT TAN



MOONLIGHT









### Outdoor Cooking



Grills, ovens, & burners available online to outfit all outdoor cooking styles

### Storage



Refrigeration, doors & drawers available online for every access or storage need



# ELEMENTS

Outdoor Essentials for Belgard

Complete your project with essential finishing touches designed to work seamlessly with a variety of Belgard products. Elements enhance both beauty and functionality for better outdoor living.



➔ VISIT [Belgard.com/Elements](https://Belgard.com/Elements)  
FOR THE FULL PRODUCT OFFERING

## Bar & Sink



Bar prep & sinks available online in multiple styles and sizes

## Accessories



Accessories available online for all outdoor cooking needs

## Fire Pit Kits



Gas insert kits available online  
in round, square, and linear shapes





# BEAUFORT™ SERIES

## KITCHEN & FIRE FEATURES



*\*Swatches represent product color only, not surface texture.*



SHELBY / BUFF



LONDON GRAY\* / MIDNIGHT



SHELBY / MIDNIGHT

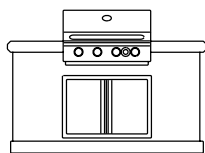


LONDON GRAY\* / BUFF

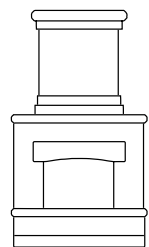
*PLEASE NOTE: All of our fireplaces and fire pits come standard as wood-burning units. However, our fireplaces and fire pits can be retro-fitted for gas burning log sets and burners. Please contact us for more details at 877-235-4273.*

*Be sure to check with your local municipality for any codes that may affect your installation. Grill island includes stainless grill and door set. Grill is available in propane or natural gas. Must be specified when placing order.*

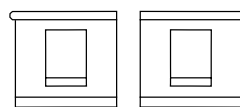




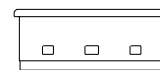
**GRILL ISLAND**  
2'6"D X 5'11"W X 3'5"H  
(Grill and doors included)



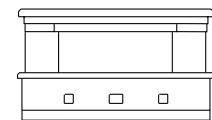
**FIREPLACE**  
2'7"D X 4'3"W X 7'8"H  
Also available in XL:  
Approximately 9 ft. tall



**WOOD BOXES**  
2'1¼"D X 3'3"W X 3'1"H EACH  
Sold as a pair  
Also available in XL



**LINEAR FIRE TABLE**  
2'11"D X 6'2"W X 2'5"H



**LINEAR FIREPLACE**  
3'6½"D X 7'8"W X 4'5¼"H



COMING  
SOON



Metropolitan Fire Place





# BORDEAUX™ SERIES

## KITCHEN & FIRE FEATURES



SIENNA / BUFF



PEWTER / MIDNIGHT



SIENNA / MIDNIGHT

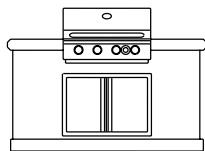


PEWTER / BUFF

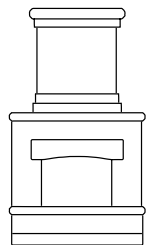
*PLEASE NOTE: All of our fireplaces and fire pits come standard as wood-burning units. However, our fireplaces and fire pits can be retro-fitted for gas burning log sets and burners. Please contact us for more details at 877-235-4273.*

*Be sure to check with your local municipality for any codes that may affect your installation. Grill island includes stainless grill and door set. Grill is available in propane or natural gas. Must be specified when placing order.*

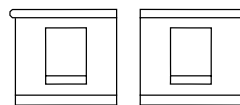




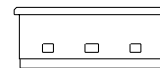
**GRILL ISLAND**  
2'6"D X 5'11"W X 3'5"H  
*(Grill and doors included)*



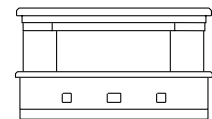
**FIREPLACE**  
2'7"D X 4'3"W X 7'8"H  
*Also available in XL:  
Approximately 9 ft. tall*



**WOOD BOXES**  
2'1¼"D X 3'3"W X 3'1"H EACH  
*Sold as a pair  
Also available in XL*



**LINEAR FIRE TABLE**  
2'11"D X 6'2"W X 2'5"H



**LINEAR FIREPLACE**  
3'6½"D X 7'8"W X 4'5¼"H



# BRISTOL™ SERIES

KITCHEN & FIRE FEATURES

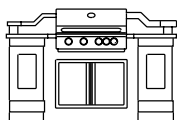


GASCONY TAN / ASHBURY HAZE




COTSWOLD MIST / BROOKSTONE SLATE






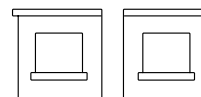
**GRILL ISLAND**  
3'D X 6'4"W X 4'4"H  
(Grill and doors included)



**FIREPLACE**  
3'D X 5'5"W X 9'3"H



**HEARTH**  
2'D X 5'W X 11"H



**WOOD BOXES**  
2'4"D X 3'W X 3'3"H EACH  
Sold as a pair


*PLEASE NOTE: All of our fireplaces and fire pits come standard as wood-burning units. However, our fireplaces and fire pits can be retro-fitted for gas burning log sets and burners. Please contact us for more details at 877-235-4273.*

*Be sure to check with your local municipality for any codes that may affect your installation. Grill island includes stainless grill and door set. Grill is available in propane or natural gas. Must be specified when placing order.*



# BRIGHTON™ SERIES

## FIREPLACE

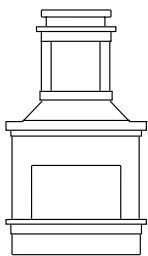


GASCONY TAN / ASHBURY HAZE

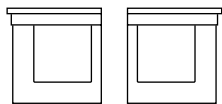


COTSWOLD MIST / BROOKSTONE SLATE





FIREPLACE  
3'4"D X 4'4"W X 8'4"H



WOOD BOXES  
2'4"D X 2'8"W X 2'11"H EACH  
*Sold as a pair*

*PLEASE NOTE: All of our fireplaces and fire pits come standard as wood-burning units. However, our fireplaces and fire pits can be retro-fitted for gas burning log sets and burners. Please contact us for more details at 877-235-4273.*

*Be sure to check with your local municipality for any codes that may affect your installation.*



# DUBLIN

TRADITIONAL FIREPLACE KIT

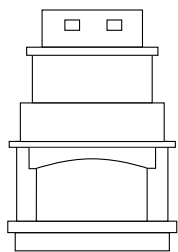


CHESAPEAKE

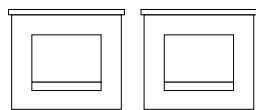


JAMES RIVER





FIREPLACE  
3'4"D X 4'4"W X 8'4"H



WOOD BOXES  
2'4"D X 2'8"W X 2'11"H EACH  
*(Sold separately)*



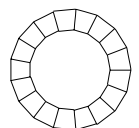


# FLAGSTONE

## FIRE PIT KIT



ASHLAND



See more information on page 116



# WESTON STONE™

## FIRE PIT KIT

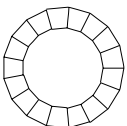
*design tip*  
Upgrade to a gas insert.  
Visit [Belgard.com/Elements](http://Belgard.com/Elements)



COLONIAL



OXFORD



See more information on page 116

*PLEASE NOTE: All of our fireplaces and fire pits come standard as wood-burning units. However, our fireplaces and fire pits can be retro-fitted for gas burning log sets and burners. Please contact us for more details at 877-235-4273.*

*Be sure to check with your local municipality for any codes that may affect your installation. Grill island includes stainless grill and door set. Grill is available in propane or natural gas. Must be specified when placing order.*

97

BELGARD.COM | 877-235-4273





# LIGHT *up the* NIGHT

## BLUETOOTH® TRANSFORMERS

App based transformer allows for easy set-up and programming

Smart Bluetooth wireless landscape lighting transformer with a dashboard to check status and manually control the lights



150 & 300 Watt



 VISIT [Belgard.com/Lighting](http://Belgard.com/Lighting)  
FOR THE FULL PRODUCT OFFERING



## LOW VOLTAGE PATHWAY LIGHTS\* for Pathways, Patio Edges & Flower Beds



Traditional Path Light



Classic Path Light



Modern Path Light



## ACCENT/SPOT LIGHTS\* for Plants, Trees, Houses & Landscape Features



Traditional Accent Light



High Power Accent Light



Wall Wash Light



## PAVER LIGHTS for Walkways



6-Inch



8-Inch



9-Inch

## HARDSCAPE LIGHTS for Steps & Walls



Traditional  
7-Inch\*

\*Available in black, gray and bronze finish



## PILLAR LIGHTS for Pillars & Columns



Traditional Pillar Light



Modern Pillar Light



Noble Pillar Light

\*Available in black and bronze finish





## INSTALLATION & RESTORATION

# Techniseal®

Trusted and proven products that speed installation and keep outdoor spaces looking beautiful for years to come.



## JOINTING PRODUCTS



The smart choice for everyday installations



High-performance, the only real no haze, no dust alternative



No compaction – true alternative to mortar, stone dust and polymeric stone dust



Jointing compound under wet or dry conditions

## SEALERS



Matte finish



Enhanced color with satin finish



Natural color with satin finish



Enhanced color with gloss finish





SATIN LOOK SEALER

STICKYSTONE

NOCO

EDGING

## ADHESIVES



Hardscape foam adhesive



Vertical hardscape adhesive

## EDGING & ACCESSORIES



Edging & spacers



Edging material for finished look



Dry mudset for concrete overlays

## STAIN REMOVERS



Organic stain remover



Paint, tar and rubber remover



Rust remover



For motor oil and grease



Professional grade oil and grease remover for deeply set petroleum-based products

## CLEANERS



Paver restorer removes haze created by some polymeric sands



Paver Prep dislodges efflorescence and ground-in dirt





# DESIGN

*ideas &*

# INSPIRATION








*Left: Dimensions 12, Cambridge Cobble, Ashlar Tandem,  
Esplanade Cap and Weston Stone Fire Pit*

*Top: Ashlar Tandem*

*Bottom: Mega-Arbel Patio Slab*







*Above: Mega Arbel Patio Slab, Noon Porcelain Plank,  
Weston Stone Fire Pit, Castlemanor Grana, Marina Coping*

*Right: Aqualine*

*Right Top: Castlemanor Grana*

*Right Bottom: Quarziti Porcelain Paver and Ashlar Tandem  
retaining wall*












*Artforms, Noon porcelain plank, Dimensions 18, Elements grill, doors, drawers and pizza oven*



*Mega-Arbel Patio Slab, Noon porcelain plank, Weston Stone, Castlemanor Grana, Marina Coping and Cambridge Cobble*




*Mega-Bergerac*



*Origins 12, Mega-Arbel Patio Slab,  
Cambridge Cobble border*



*Cambridge Cobble, Weston Stone  
wall and fire pit*







PAIRING  
*pavers with* DECKING





  
**MoistureShield**  
COMPOSITE DECKING  
[MoistureShield.com](http://MoistureShield.com)












*design tip*  
Mixing pavers with materials like composite decking can create a unique look.





# PAVERS

## PALLET INFORMATION / ESTIMATING CHART

|  <b>AQUALINE™ SERIES</b>  |   | SQFT/<br>PALLET | SQFT/<br>LAYER | LAYER/<br>PALLET | UNITS/<br>PALLET | UNITS/<br>LAYER | LNFT/PALLET<br>(SOLDIER) | LNFT/PALLET<br>(SAILOR) | UNITS/<br>SQFT | WEIGHT/<br>LAYER | WEIGHT/<br>PALLET |
|--|---|-----------------|----------------|------------------|------------------|-----------------|--------------------------|-------------------------|----------------|------------------|-------------------|
| <b>3-PIECE</b>   |    | 20.30           | 2.538          | -                | 144              | 18              | 54                       | 54                      | 7.11           | -                | -                 |
|  | 4½ x 4½ x 3⅝  |                 |                |                  |                  |                 |                          |                         |                |                  |                   |
|  |    | 47.21           | 5.901          | -                | 168              | 21              | 63                       | 126                     | 3.56           | -                | -                 |
|                           | 22.48   | 2.81            | -              | 40               | 5                | 30              | 30                       | 1.77                    | -              | -                |                   |
| <b>TOTAL</b>   |   | <b>90</b>       | <b>11.25</b>   | <b>8</b>         | <b>352</b>       | <b>44</b>       | <b>-</b>                 | <b>-</b>                | <b>-</b>       | <b>393.75</b>    | <b>3150</b>       |
|                           | 4½ x 9 x 3⅝   | 90              | 11.25          | 8                | 320              | 40              | 120                      | 240                     | 3.55           | 388.13           | 3105              |
|  <b>BELGIAN COBBLE®</b>   |   | SQFT/<br>BAG    | SQFT/<br>LAYER | LAYER/<br>PALLET | UNITS/<br>PALLET | UNITS/<br>LAYER | LNFT/PALLET<br>(SOLDIER) | LNFT/PALLET<br>(SAILOR) | UNITS/<br>SQFT | WEIGHT/<br>LAYER | WEIGHT/<br>BAG    |
| <b>MULT-PIECE</b>  |    | 68              | -              | -                | -                | -               | -                        | -                       | -              | -                | 1640              |
|  <b>CAMBRIDGE COBBLE®</b> |   | SQFT/<br>PALLET | SQFT/<br>LAYER | LAYER/<br>PALLET | UNITS/<br>PALLET | UNITS/<br>LAYER | LNFT/PALLET<br>(SOLDIER) | LNFT/PALLET<br>(SAILOR) | UNITS/<br>SQFT | WEIGHT/<br>LAYER | WEIGHT/<br>PALLET |
| <b>2-PIECE</b>   |  | 85.5            | 7.125          | -                | 228              | 19              | -                        | -                       | 2.75           | -                | -                 |
|  | 6 x 9 x 2⅝  |                 |                |                  |                  |                 |                          |                         |                |                  |                   |
|                         | 27  | 2.25            | -              | 108              | 9                | -               | -                        | 4.09                    | -              | -                |                   |
| 6 x 6 x 2⅝   |   |                 |                |                  |                  |                 |                          |                         |                |                  |                   |
| <b>TOTAL</b>   |   | <b>112.5</b>    | <b>9.375</b>   | <b>12</b>        | <b>336</b>       | <b>-</b>        | <b>-</b>                 | <b>-</b>                | <b>-</b>       | <b>239</b>       | <b>2868</b>       |
|                         | 6 x 9 x 2⅝  | 112.5           | 11.25          | 10               | 300              | 30              | 150                      | 225                     | 2.75           | 297              | 2970              |

Cambridge 2pc sourced from our Greensboro and Cowpens production facilities are 112.5 SqFt per pallet.













Cambridge 2pc sourced from our Holly Hill production facility is packaged 108 SqFt per pallet and 12 SqFt per layer.




\*\*\* All Cambridge 2pc in the color Arctic is packaged 108 SqFt per pallet and 12 SqFt per layer \*\*\*



# PAVERS

## PALLET INFORMATION / ESTIMATING CHART


| DIMENSIONS™ NEW! |   | SQFT/<br>PALLET           | SQFT/<br>LAYER | LAYER/<br>PALLET | UNITS/<br>PALLET | WEIGHT/<br>PALLET |        |
|------------------|---|---------------------------|----------------|------------------|------------------|-------------------|--------|
| 6                |    | 3 x 6 x 2 $\frac{3}{8}$   | 120.0          | 12.0             | 10               | 160               | 3312.0 |
|                  |    | 6 x 6 x 2 $\frac{3}{8}$   |                |                  |                  | 160               |        |
|                  |    | 6 x 9 x 2 $\frac{3}{8}$   |                |                  |                  | 160               |        |
| 12               |    | 6 x 12 x 2 $\frac{3}{8}$  | 120.0          | 12.0             | 10               | 40                | 3348.0 |
|                  |    | 12 x 12 x 2 $\frac{3}{8}$ |                |                  |                  | 40                |        |
|                  |    | 12 x 18 x 2 $\frac{3}{8}$ |                |                  |                  | 40                |        |
| 18               |    | 9 x 18 x 2 $\frac{3}{8}$  | 112.5          | 11.3             | 10               | 20                | 3152.0 |
|                  |    | 18 x 18 x 2 $\frac{3}{8}$ |                |                  |                  | 10                |        |
|                  |   | 18 x 27 x 2 $\frac{3}{8}$ |                |                  |                  | 20                |        |
| ACCENT<br>3 X 3  |  | 3 x 3 x 2 $\frac{3}{8}$   | 96.3           | 9.6              | 10               | 1650              | 2722.5 |
| ACCENT<br>3 X 9  |  | 3 x 9 x 2 $\frac{3}{8}$   | 103.1          | 10.3             | 10               | 550               | 2805.0 |
| ACCENT<br>6 X 6  |  | 6 x 6 x 2 $\frac{3}{8}$   | 120.0          | 12.0             | 10               | 480               | 3312.0 |



| DUBLIN COBBLE®  |   | SQFT/<br>PALLET         | SQFT/<br>LAYER | LAYER/<br>PALLET | UNITS/<br>PALLET | UNITS/<br>LAYER | LNFT/PALLET<br>(SOLDIER) | LNFT/PALLET<br>(SAILOR) | UNITS/<br>SQFT | WEIGHT/<br>LAYER | WEIGHT/<br>PALLET |
|-----------------|---|-------------------------|----------------|------------------|------------------|-----------------|--------------------------|-------------------------|----------------|------------------|-------------------|
| 3-PIECE         |  | 6 x 9 x 2 $\frac{3}{8}$ | 64.35          | 5.85             | -                | 176             | 16                       | -                       | 132            | 2.75             | -                 |
|                 |  | 6 x 6 x 2 $\frac{3}{8}$ | 42.57          | 3.87             | -                | 176             | 16                       | -                       | 88             | 4.09             | -                 |
|                 |  | 3 x 6 x 2 $\frac{3}{8}$ | 20.79          | 1.89             | -                | 176             | 16                       | -                       | 44             | 8.38             | -                 |
| TOTAL           |   | 128                     | 11.6           | 11               | 528              | 48              | -                        | 264                     | -              | 313.2            | 3445              |
| 6 X 9<br>ACCENT |  | 6 x 9 x 2 $\frac{3}{8}$ | 112.5          | 11.25            | 10               | 300             | 30                       | 150                     | 225            | 2.75             | 2970              |




# PAVERS


## PALLET INFORMATION / ESTIMATING CHART




| <b>FOUNDATIONS PORCELAIN PAVER</b>  |               | SQFT/<br>PALLET | SQFT/<br>BOX | BOXES/<br>PALLET | UNITS/<br>BOX | UNITS/<br>LAYER | LNFT/PALLET<br>(SOLDIER) | LNFT/PALLET<br>(SAILOR) | UNITS/<br>SQFT | WEIGHT/<br>LAYER | WEIGHT/<br>PALLET |
|---|---------------|-----------------|--------------|------------------|---------------|-----------------|--------------------------|-------------------------|----------------|------------------|-------------------|
|  | 24 x 24 x 3/4 | 232.5           | 7.75         | 30               | 2             | -               | -                        | -                       | -              | -                | 2280              |


| <b>GENOA PORCELAIN PAVER</b>  |                     | SQFT/<br>PALLET | SQFT/<br>BOX | BOXES/<br>PALLET | UNITS/<br>BOX | UNITS/<br>LAYER | LNFT/PALLET<br>(SOLDIER) | LNFT/PALLET<br>(SAILOR) | UNITS/<br>SQFT | WEIGHT/<br>LAYER | WEIGHT/<br>PALLET |
|---|---------------------|-----------------|--------------|------------------|---------------|-----------------|--------------------------|-------------------------|----------------|------------------|-------------------|
|  | 11.73 x 23.54 x 3/4 | 235.5           | 5.81         | 40               | 3             | -               | -                        | -                       | -              | -                | 2201              |
|  | 24 x 24 x 3/4       | 232.5           | 7.75         | 30               | 2             | -               | -                        | -                       | -              | -                | 2280              |

| <b>HOLLAND STONE</b>  |               | SQFT/<br>PALLET | SQFT/<br>LAYER | LAYER/<br>PALLET | UNITS/<br>PALLET | UNITS/<br>LAYER | LNFT/PALLET<br>(SOLDIER) | LNFT/PALLET<br>(SAILOR) | UNITS/<br>SQFT | WEIGHT/<br>LAYER | WEIGHT/<br>PALLET |
|---|---------------|-----------------|----------------|------------------|------------------|-----------------|--------------------------|-------------------------|----------------|------------------|-------------------|
|  | 4 x 8 x 2 3/8 | 120             | 12             | 10               | 540              | 54              | 180                      | 360                     | 4.65           | 312              | 3120              |

Holland Stone sourced from our Holly Hill production facility is packaged 120 SqFt per pallet, 9 layers per pallet and 13.33 SqFt per layer. 80mm Holland Stone is available upon special order. Please contact your local Belgard Representative for availability and lead times.

| <b>MEGA-ARBEL® PATIO SLAB</b>   |                     | SQFT/<br>PALLET | SQFT/<br>LAYER | LAYER/<br>PALLET | UNITS/<br>PALLET | UNITS/<br>LAYER | LNFT/PALLET<br>(SOLDIER) | LNFT/PALLET<br>(SAILOR) | UNITS/<br>SQFT | WEIGHT/<br>LAYER | WEIGHT/<br>PALLET |
|---|---------------------|-----------------|----------------|------------------|------------------|-----------------|--------------------------|-------------------------|----------------|------------------|-------------------|
|  | 15 3/8 x 21 x 2 3/8 | 104.4           | 8.7            | 12               | 72               | 6               | -                        | -                       | 0.7            | 243.75           | 2925              |














| <b>MEGA-BERGERAC®</b> |   | SQFT/<br>PALLET | SQFT/<br>LAYER | LAYER/<br>PALLET | UNITS/<br>PALLET | UNITS/<br>LAYER | LNFT/PALLET<br>(SOLDIER) | LNFT/PALLET<br>(SAILOR) | UNITS/<br>SQFT | WEIGHT/<br>LAYER | WEIGHT/<br>PALLET |
|-----------------------|---|-----------------|----------------|------------------|------------------|-----------------|--------------------------|-------------------------|----------------|------------------|-------------------|
| <b>3-PIECE</b>        |  | 50.22           | 5.58           | -                | 54               | 6               | 42.75                    | 65.25                   | 1.08           | -                | -                 |
|                       |  | 33.48           | 3.72           | -                | 54               | 6               | 42.75                    | 42.75                   | 1.61           | -                | -                 |
|                       |  | 13.95           | 1.55           | -                | 45               | 5               | 17.81                    | 35.63                   | 3.21           | -                | -                 |
| <b>TOTAL</b>          |   | <b>98</b>       | <b>10.85</b>   | <b>9</b>         | <b>153</b>       | <b>17</b>       | <b>78.38</b>             | <b>125.81</b>           | <b>-</b>       | <b>380</b>       | <b>3420</b>       |



| <b>NOON PORCELAIN PAVER</b>   |              | SQFT/<br>PALLET | SQFT/<br>BOX | BOXES/<br>PALLET | UNITS/<br>BOX | UNITS/<br>LAYER | LNFT/PALLET<br>(SOLDIER) | LNFT/PALLET<br>(SAILOR) | UNITS/<br>SQFT | WEIGHT/<br>LAYER | WEIGHT/<br>PALLET |
|---|--------------|-----------------|--------------|------------------|---------------|-----------------|--------------------------|-------------------------|----------------|------------------|-------------------|
|  | 8 x 48 x 3/4 | 151.8           | 5.06         | 30               | 2             | -               | -                        | -                       | -              | -                | 1380              |





# PAVERS

## PALLET INFORMATION / ESTIMATING CHART

|  ORIGINS <small>NEW!</small> |   | SQFT/<br>PALLET | SQFT/<br>LAYER | LAYER/<br>PALLET | UNITS/<br>PALLET | WEIGHT/<br>PALLET |
|---|---|-----------------|----------------|------------------|------------------|-------------------|
| 6   |  3 x 6 x 2 $\frac{3}{8}$     | 120.0           | 12.0           | 10               | 160              | 3216.0            |
|   |  6 x 6 x 2 $\frac{3}{8}$     |                 |                |                  | 160              |                   |
|   |  6 x 9 x 2 $\frac{3}{8}$     |                 |                |                  | 160              |                   |
| 12  |  6 x 12 x 2 $\frac{3}{8}$    | 120.0           | 12.0           | 10               | 40               | 3260.0            |
|   |  12 x 12 x 2 $\frac{3}{8}$   |                 |                |                  | 40               |                   |
|   |  12 x 18 x 2 $\frac{3}{8}$   |                 |                |                  | 40               |                   |
| 18  |  9 x 18 x 2 $\frac{3}{8}$    | 112.5           | 11.3           | 10               | 20               | 3075.0            |
|   |  18 x 18 x 2 $\frac{3}{8}$ |                 |                |                  | 10               |                   |
|   |  18 x 27 x 2 $\frac{3}{8}$ |                 |                |                  | 20               |                   |
| ACCENT<br>3 X 3   |  3 x 3 x 2 $\frac{3}{8}$   | 96.3            | 9.6            | 10               | 1650             | 2722.5            |
| ACCENT<br>3 X 9   |  3 x 9 x 2 $\frac{3}{8}$   | 103.1           | 10.3           | 10               | 550              | 2761.0            |
| ACCENT<br>6 X 6   |  6 x 6 x 2 $\frac{3}{8}$   | 120.0           | 12.0           | 10               | 480              | 3264.0            |








|  TURFSTONE™ |   | SQFT/<br>PALLET | SQFT/<br>LAYER | LAYER/<br>PALLET | UNITS/<br>PALLET | UNITS/<br>LAYER | LNFT/PALLET<br>(SOLDIER) | LNFT/PALLET<br>(SAILOR) | UNITS/<br>SQFT | WEIGHT/<br>LAYER | WEIGHT/<br>PALLET |
|--|---|-----------------|----------------|------------------|------------------|-----------------|--------------------------|-------------------------|----------------|------------------|-------------------|
|             | 15 $\frac{3}{4}$ x 23 $\frac{5}{8}$ x 3 $\frac{1}{8}$ | 128             | 12.8           | 10               | 50               | 5               | -                        | -                       | 0.39           | 300              | 3000              |





|  QUARZITI PORCELAIN PAVER |                         | SQFT/<br>PALLET | SQFT/<br>BOX | BOXES/<br>PALLET | UNITS/<br>BOX | UNITS/<br>LAYER | LNFT/PALLET<br>(SOLDIER) | LNFT/PALLET<br>(SAILOR) | UNITS/<br>SQFT | WEIGHT/<br>LAYER | WEIGHT/<br>PALLET |
|--|-------------------------|-----------------|--------------|------------------|---------------|-----------------|--------------------------|-------------------------|----------------|------------------|-------------------|
|                           | 24 x 24 x $\frac{3}{4}$ | 232.5           | 7.75         | 30               | 2             | -               | -                        | -                       | -              | -                | 2280              |









# WALLS

## PALLET INFORMATION / ESTIMATING CHART

| <b>CASTLEMANOR GRANA</b>  |   |                           | SQFT/<br>PALLET | SQFT/<br>LAYER | LAYER/<br>PALLET | UNITS/<br>PALLET | UNITS/<br>LAYER | UNITS/<br>SQFT | WEIGHT/<br>LAYER | WEIGHT/<br>PALLET |
|---|---|---------------------------|-----------------|----------------|------------------|------------------|-----------------|----------------|------------------|-------------------|
|  |  | 6 x 16 / 14 x 10          | 15.625          | 3.125          | -                | 25               | 5               | 1.5            | -                | -                 |
|  |  | 6 x 12 / 10 x 10          | 11.45           | 2.29           | -                | 25               | 5               | 2              | -                | -                 |
|  |  | 6 x 6 / 4 x 10            | 5.25            | 1.05           | -                | 25               | 5               | 4              | -                | -                 |
| <b>TOTAL</b>  |   |                           | <b>32.3</b>     | <b>6.46</b>    | <b>5</b>         | <b>75</b>        | <b>15</b>       | <b>-</b>       | <b>686.2</b>     | <b>3431</b>       |
| <b>WESTGATE<br/>CAP</b>   |  | 2 $\frac{3}{8}$ x 10 x 12 | -               | -              | 5                | 80               | 16              | -              | 352              | 1760              |

| <b>DIAMOND PRO®</b> |   |             | SQFT/<br>PALLET | SQFT/<br>LAYER | LAYER/<br>PALLET | UNITS/<br>PALLET | UNITS/<br>LAYER | UNITS/<br>SQFT | WEIGHT/<br>LAYER | WEIGHT/<br>PALLET |
|---------------------|---|-------------|-----------------|----------------|------------------|------------------|-----------------|----------------|------------------|-------------------|
| <b>PRO 9D</b>       |    | 8 x 18 x 9  | 48              | 12             | 4                | 48               | 12              | 1              | 240              | 2880              |
| <b>PS</b>           |    | 8 x 18 x 12 | 45              | 9              | 5                | 45               | 9               | 1              | 733.4            | 3667              |
| <b>COR-<br/>NER</b> |   | 8 x 18 x 8  | -               | -              | 5                | 50               | 10              | -              | 1050             | 5250              |
| <b>CAP</b>          |  | 4 x 18 x 12 | -               | -              | 7                | 56               | 8               | -              | 544              | 3808              |





| <b>HIGHLAND STONE®</b> |   |               | SQFT/<br>PALLET | SQFT/<br>LAYER | LAYER/<br>PALLET | UNITS/<br>PALLET | UNITS/<br>LAYER | UNITS/<br>SQFT | WEIGHT/<br>UNIT | WEIGHT/<br>LAYER | WEIGHT/<br>PALLET |
|------------------------|---|---------------|-----------------|----------------|------------------|------------------|-----------------|----------------|-----------------|------------------|-------------------|
| <b>FREESTANDING</b>    |  | 6 x 6/4 x 9   | -               | -              | -                | -                | -               | -              | -               | -                | -                 |
|                        |  | 6 x 12/10 x 9 | -               | -              | -                | -                | -               | -              | -               | -                | -                 |
|                        |  | 6 x 18/16 x 9 | 29.2            | -              | 5                | 40               | 8               | -              | -               | -                | 2850              |
| <b>TOTAL</b>           |   |               | <b>33.75</b>    | <b>6.75</b>    | <b>5</b>         | <b>45</b>        | <b>9</b>        | <b>1.33</b>    | <b>85</b>       | <b>765</b>       | <b>3875</b>       |
| <b>RETAINING</b>       |  | 6 x 18 x 9    | 30              | 6.75           | 5                | 40               | 8               | 1.33           | 86              | 774              | 3490              |




| <b>MELVILLE WALL</b> |   |             | SQFT/<br>PALLET | SQFT/<br>LAYER | LAYER/<br>PALLET | UNITS/<br>PALLET | UNITS/<br>LAYER | UNITS/<br>SQFT | WEIGHT/<br>UNIT | WEIGHT/<br>LAYER | WEIGHT/<br>PALLET |
|----------------------|---|-------------|-----------------|----------------|------------------|------------------|-----------------|----------------|-----------------|------------------|-------------------|
|                      |  | 4 x 20 x 10 | 26.9            | 4.483          | 6                | 48               | 8               | .55            | -               | 496              | 2976              |
| <b>CAP</b>           |  | 2 x 20 x 13 | 100 (LNFT)      | -              | 10               | 60               | 6               | 0.6 (LNFT)     | -               | 246              | 2460              |



# WALLS

## PALLET INFORMATION / ESTIMATING CHART

| ASHLAR TANDEM™ |   |                          | SQFT/<br>PALLET | SQFT/<br>LAYER | LAYER/<br>PALLET | UNITS/<br>PALLET | UNITS/<br>LAYER | UNITS/<br>SQFT          | WEIGHT/<br>LAYER | WEIGHT/<br>PALLET |
|----------------|---|--------------------------|-----------------|----------------|------------------|------------------|-----------------|-------------------------|------------------|-------------------|
| UNIT 1         |  | 7 x 13 $\frac{3}{8}$ x 3 | 19.2            | -              | -                | 30               | 5               | 1.56                    | -                | -                 |
| UNIT 2         |  | 7 x 15 $\frac{3}{8}$ x 3 | 23.1            | -              | -                | 30               | 5               | 1.3                     | -                | -                 |
| UNIT 3         |  | 7 x 18 $\frac{1}{2}$ x 3 | 27              | -              | -                | 30               | 5               | 1.1                     | -                | -                 |
| <b>TOTAL</b>   |   |                          | <b>70</b>       | <b>11.7</b>    | <b>6</b>         | <b>90</b>        | <b>15</b>       | <b>-</b>                | <b>208.2</b>     | <b>2082</b>       |
| COLUMN UNIT    |  | 7 x 18 $\frac{1}{2}$ x 3 | 45              | 9              | 5                | 45               | 9               | 2<br>Columns/<br>Pallet | 461.2            | 2306              |

| MELVILLE TANDEM™ |  |                          | SQFT/<br>PALLET | SQFT/<br>LAYER | LAYER/<br>PALLET | UNITS/<br>PALLET | UNITS/<br>LAYER | UNITS/<br>SQFT | WEIGHT/<br>LAYER | WEIGHT/<br>PALLET |
|------------------|--|--------------------------|-----------------|----------------|------------------|------------------|-----------------|----------------|------------------|-------------------|
| UNIT 1           |   | 7 x 13 $\frac{3}{8}$ x 3 | 19.2            | -              | -                | 30               | 5               | 1.56           | -                | -                 |
| UNIT 2           |   | 7 x 15 $\frac{3}{8}$ x 3 | 23.1            | -              | -                | 30               | 5               | 1.3            | -                | -                 |
| UNIT 3           |  | 7 x 18 $\frac{1}{2}$ x 3 | 27              | -              | -                | 30               | 5               | 1.1            | -                | -                 |
| <b>TOTAL</b>     |  |                          | <b>70</b>       | <b>11.7</b>    | <b>6</b>         | <b>90</b>        | <b>15</b>       | <b>-</b>       | <b>208.2</b>     | <b>2082</b>       |

### TANDEM COLUMN KIT

1 Column Cage Frame

1 Bag of Connectors


Veneer

TANDEM  
COLUMN UNIT\*COLUMN GRID  
HEIGHT 42"

CONNECTOR

TANDEM WALL  
COLUMN CAP

Ashlar Tandem

24 x 24 x 3 $\frac{1}{4}$   
(Sold Separately)

### TANDEM MODULAR GRID

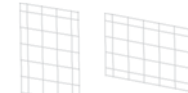
1 Grid Piece



25 Veneer

10 Loop Clamps  
& ScrewsASHLAR TANDEM  
UNITS

MODULAR GRID

CONNECTOR

42 x 28 $\frac{3}{8}$   
Vertical or Horizontal Application

| TANDEM® WALL SYSTEM |   |  | SQFT/<br>PALLET | SQFT/<br>LAYER | LAYER/<br>PALLET | UNITS/<br>PALLET | UNITS/<br>LAYER | UNITS/<br>SQFT | WEIGHT/<br>LAYER | WEIGHT/<br>PALLET |
|---------------------|---|--|-----------------|----------------|------------------|------------------|-----------------|----------------|------------------|-------------------|
| CAP                 |  | 15 x 24 x 3 $\frac{1}{4}$                            | -               | -              | 5                | 32               | 16              | -              | 598              | 2990              |
| MODULAR BLOCK       |  | 7 $\frac{1}{16}$ x 7 $\frac{7}{8}$ x 7 $\frac{7}{8}$ | 48.64           | 12.16          | 4                | 128              | 32              | 2.6            | 704              | 2816              |




## WALLS


### PALLET INFORMATION / ESTIMATING CHART

| <b>WESTON STONE</b>  |   | SQFT/<br>PALLET | SQFT/<br>LAYER | LAYER/<br>PALLET | UNITS/<br>PALLET | UNITS/<br>LAYER | UNITS/<br>SQFT | WEIGHT/<br>LAYER | WEIGHT/<br>PALLET |
|----------------------|---|-----------------|----------------|------------------|------------------|-----------------|----------------|------------------|-------------------|
| <b>3-PIECE</b>       |  | 4 x 16 / 13 x 8 | 18.9           | 2.7              | 42               | -               | 6              | 2.22             | -                 |
|                      |  | 4 x 12 / 9 x 8  | 13.86          | 1.98             | 42               | -               | 6              | 3.03             | -                 |
|                      |  | 4 x 8 / 5 x 8   | 9.24           | 1.32             | 42               | -               | 6              | 4.55             | -                 |
| <b>TOTAL</b>         |   | <b>42</b>       | <b>6</b>       | <b>126</b>       | <b>7</b>         | <b>18</b>       | <b>-</b>       | <b>480</b>       | <b>3276</b>       |
| <b>UNI-<br/>VER-</b> |  | 4 X 12 X 8      | 39.96          | 6.66             | 120              | 6               | 20             | 3.003            | 560               |

## FIRE FEATURES

### PALLET INFORMATION / ESTIMATING CHART










| <b>FLAGSTONE FIRE PIT</b> |   | HEIGHT | OUTSIDE<br>DIAMETER  | RING INCLUDED | UNITS/<br>PALLET | UNITS/<br>LAYER | UNITS/<br>SQFT | WEIGHT/<br>UNIT | WEIGHT/<br>LAYER | WEIGHT/<br>PALLET     |
|---------------------------|---|--------|----------------------|---------------|------------------|-----------------|----------------|-----------------|------------------|-----------------------|
| <b>KIT</b>                |  | 12     | Approximately<br>44" | Yes           | -                | -               | -              | -               | -                | 860<br>with<br>insert |

| <b>WESTON STONE™ FIRE PIT</b> |   | HEIGHT | OUTSIDE<br>DIAMETER  | RING INCLUDED | UNITS/<br>PALLET | UNITS/<br>LAYER | UNITS/<br>SQFT | WEIGHT/<br>UNIT | WEIGHT/<br>LAYER | WEIGHT/<br>PALLET      |
|-------------------------------|---|--------|----------------------|---------------|------------------|-----------------|----------------|-----------------|------------------|------------------------|
| <b>KIT</b>                    |  | 16     | Approximately<br>55" | Yes           | -                | -               | -              | -               | -                | 1525<br>with<br>insert |



# ACCESSORIES

## PALLET INFORMATION / ESTIMATING CHART

| MELVILLE CURB       |   |               | SQFT/<br>PALLET | SQFT/<br>LAYER | LAYER/<br>PALLET | UNITS/<br>PALLET | UNITS/<br>LAYER | LNFT/PALLET<br>(SOLDIER) | LNFT/PALLET<br>(SAILOR) | UNITS/<br>LNFT | WEIGHT/<br>LAYER | WEIGHT/<br>PALLET |
|---------------------|---|---------------|-----------------|----------------|------------------|------------------|-----------------|--------------------------|-------------------------|----------------|------------------|-------------------|
| CURB UNITS          |    | 4 x 24 x 6½   | -               | -              | 4                | 48               | 12              | -                        | 96                      | 0.5            | 650              | 2600              |
|                     |    | 8 x 7⅞ x 4½   | 7.5             | 2.5            | -                | 12               | 4               | -                        | -                       | 1.6            | -                | -                 |
|                     |    | 8 x 10½ x 4½  | 9.996           | 3.332          | -                | 12               | 4               | -                        | -                       | 1.2            | -                | -                 |
|                     |    | 8 x 15½ x 4½  | 15.504          | 5.168          | -                | 12               | 4               | -                        | -                       | 0.774          | -                | -                 |
|                     |    | 8 x 17⅞ x 4½  | 34.992          | 11.664         | -                | 24               | 8               | -                        | -                       | 0.686          | -                | -                 |
| <b>TOTAL</b>        |   |               | <b>69.75</b>    | <b>22.667</b>  | <b>3</b>         | <b>60</b>        | <b>-</b>        | <b>-</b>                 | <b>-</b>                | <b>-</b>       | <b>838.333</b>   | <b>2515</b>       |
| ESPLANADE CAP       |   |               | SQFT/<br>PALLET | SQFT/<br>LAYER | LAYER/<br>PALLET | UNITS/<br>PALLET | UNITS/<br>LAYER | LNFT/PALLET<br>(SOLDIER) | LNFT/PALLET<br>(SAILOR) | UNITS/<br>SQFT | WEIGHT/<br>LAYER | WEIGHT/<br>PALLET |
|                     |   | 25 x 25 x 2⅜  | -               | -              | -                | 16               | 1               | -                        | -                       | -              | 122              | 1952              |
| LANDINGS STEP       |   |               | SQFT/<br>PALLET | SQFT/<br>LAYER | LAYER/<br>PALLET | UNITS/<br>PALLET | UNITS/<br>LAYER | LNFT/PALLET<br>(SOLDIER) | LNFT/PALLET<br>(SAILOR) | UNITS/<br>SQFT | WEIGHT/<br>UNIT  | WEIGHT/<br>PALLET |
|                     |  | 6 x 48 x 18   | -               | -              | -                | 6                | -               | -                        | -                       | -              | 460              | 2760              |
| EASTWOOD COPING     |   |               | SQFT/<br>PALLET | SQFT/<br>LAYER | LAYER/<br>PALLET | UNITS/<br>PALLET | UNITS/<br>LAYER | LNFT/PALLET<br>(SOLDIER) | LNFT/PALLET<br>(SAILOR) | UNITS/<br>SQFT | WEIGHT/<br>LAYER | WEIGHT/<br>PALLET |
|                     |  | 6 x 12 x 2⅜   | -               | -              | 4                | 168              | 42              | -                        | 84                      | -              | 630              | 2520              |
| U START™ BASE BLOCK |   |               | SQFT/<br>PALLET | SQFT/<br>LAYER | LAYER/<br>PALLET | UNITS/<br>PALLET | UNITS/<br>LAYER | LNFT/PALLET<br>(SOLDIER) | LNFT/PALLET<br>(SAILOR) | UNITS/<br>SQFT | WEIGHT/<br>LAYER | WEIGHT/<br>PALLET |
|                     |  | 12 x 16½ x 3½ | -               | 11 (LNFT)      | 7                | 56               | 8               | -                        | -                       | -              | 730              | 2870              |













inspiration • design • planning

# RESOURCES

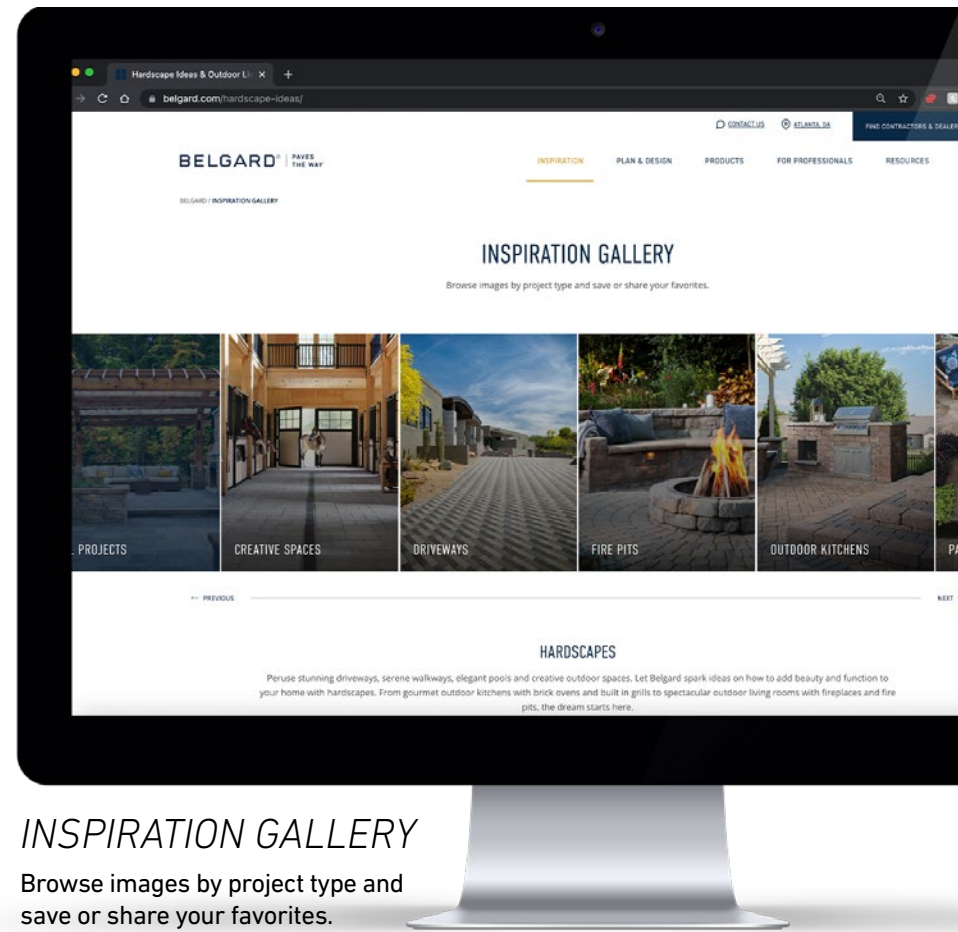
We offer an array of resources to help plan and design an outdoor living addition.



**BELGARD**  
**ROOMS**



A simple way to design the outdoor addition you've been dreaming of.



**BELGARD** PAVES THE WAY

INSPIRATION GALLERY

Browse images by project type and save or share your favorites.

PROJECTS CREATIVE SPACES DRIVEWAYS FIRE PITS OUTDOOR KITCHENS

HARDSCAPES

Peruse stunning driveways, serene walkways, elegant pools and creative outdoor spaces. Let Belgard spark ideas on how to add beauty and function to your home with hardscapes. From gourmet outdoor kitchens with brick evens and built in grills to spectacular outdoor living rooms with fireplaces and fire pits, the dream starts here.



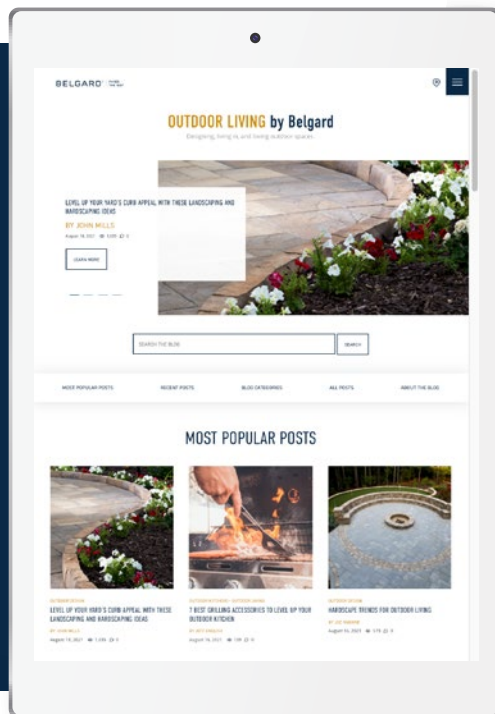
## OUTDOOR LIVING BY BELGARD BLOG

The art of designing, living in, and loving outdoor spaces.



## INSPIRATION GALLERY

Browse images by project type and save or share your favorites.



**BELGARD**

**OUTDOOR LIVING** by Belgard

Level up your yard's curb appeal with these landscaping and hardscaping ideas.

BY JOHN MULLIS

August 16, 2021 • 14 MIN READ

SEARCH THE BLOG

MOST POPULAR POSTS

LEVEL UP YOUR YARD'S CURB APPEAL WITH THESE LANDSCAPING AND HARDSCAPING IDEAS

7 BEST GRILLING ACCESSORIES TO LEVEL UP YOUR OUTDOOR KITCHEN

HARDSCAPE TRENDS FOR OUTDOOR LIVING




**BELGARD**  
PAVES THE WAY

PROJECT GUIDE  
YOUR ANSWER IS INSIDE

## PROJECT GUIDE

Everything you need to know about planning an outdoor living project.



**BELGARD**  
PAVES THE WAY

DIGITAL CATALOG

## DIGITAL CATALOG

Download or share a digital version of this catalog.



**BELGARD**  
PAVES THE WAY

RESOURCE GUIDE | ADAMS

## RESOURCE GUIDE

Installation tips, laying guides and estimating tools for contractors.





# PEACE OF MIND, GUARANTEED

## LIFETIME TRANSFERABLE LIMITED WARRANTY

Oldcastle® APG, Inc. ("Belgard") is proud to inform you that all of our interlocking concrete paver and retaining walls ("Products") meet and/or exceed the requirements of ASTM C-936 and ASTM C-1372. Belgard® guarantees its Products against these standards for the lifetime of the Product defined by ICPI. This guarantee does not apply to splitting, chipping or other breakage that could be caused by impact, abrasion or overloading. This warranty is transferable. The original proof of purchase is required.

This warranty is only valid if the material is installed under the guidelines of the ICPI (www.ICPI.org), The NCMA (www.ncma.org) or the Belgard Installation Guideline Manual. Improper installation voids this warranty. This warranty is for residential applications only and does not apply to commercial applications. It is recommended that the job be installed by a Belgard Contractor Program participant who guarantees their workmanship for a minimum of 3 years from the date of install. For warranty service, contact Belgard at 1-877-BELGARD. A service representative will investigate your claim within 10 business days. If the Belgard product fails to meet the specifications, Belgard will replace the defective product at no charge. Color matching cannot be guaranteed. Belgard will not be responsible for any replacement labor, consequential damages or incidental damages. This warranty gives you specific legal rights, and you may also have other rights which vary from state to state. Some states do not allow for the exclusion or limitation of incidental or consequential damages, so the above limitation or exclusion may not apply to you.

For specific information regarding warranty coverage and exclusions in regards to the Elements™ and Porcelain Paver products, please visit: Belgard.com/Warranty.

## ADAMS LOCATIONS

### GREENSBORO

108 Buchanan Church Rd  
Greensboro, NC 27405

### HOLLY HILL

560 Park Circle  
Holly Hill, SC 29059

### COWPENS

165 Allison Rd  
Cowpens, SC 29330

### HARDSCAPES SALES & RESOURCE CENTER

625 Griffith Rd, Suite 115  
Charlotte, NC 28217  
800-545-5080

## STAY CONNECTED



OutdoorLivingbyBelgard



BelgardOutdoorLiving



BelgardHardscapes



Belgard



Belgard



Belgard.com/Blog

## PRODUCT INDEX

### PAVERS

|                        |    |
|------------------------|----|
| Aqualine™              | 48 |
| Belgian Cobble®        | 38 |
| Cambridge Cobble®      | 44 |
| Dimensions™ 6          | 18 |
| Dimensions™ 12         | 20 |
| Dimensions™ 18         | 22 |
| Dimensions™ Accent     | 24 |
| Dublin Cobble®         | 40 |
| Foundation             | 57 |
| Genoa                  | 56 |
| Holland Stone          | 46 |
| Mega-Arbel® Patio Slab | 35 |
| Mega-Lafitt™           | 36 |
| Mega-Bergerac®         | 42 |
| Noon                   | 52 |

|                 |    |
|-----------------|----|
| Origins™ 6      | 28 |
| Origins™ 12     | 30 |
| Origins™ 18     | 32 |
| Origins™ Accent | 34 |
| Quarziti 2.0    | 54 |
| Turfstone™      | 50 |

### WALLS

|                    |    |
|--------------------|----|
| Ashlar Tandem™     | 64 |
| Castlemanor® Grana | 66 |
| Diamond Pro® 9D    | 70 |
| Diamond Pro® PS    | 70 |
| Highland Stone®    | 72 |
| Melville Tandem™   | 62 |
| Melville™ Wall     | 60 |
| Weston Stone™      | 68 |

### CUSTOMIZE YOUR SPACE

|                              |    |
|------------------------------|----|
| Anglia Edger®                | 80 |
| Artforms™                    | 12 |
| Beaufort™ Series             | 86 |
| Bordeaux™ Series             | 88 |
| Brighton™ Series             | 92 |
| Bristol™ Series              | 90 |
| Dublin Traditional Fireplace | 94 |
| Eastwood™ Coping             | 76 |
| Elements                     | 84 |
| Esplanade Cap                | 78 |
| Flagstone Fire Pit           | 96 |
| Landings™ Step               | 82 |
| Melville Curb                | 81 |
| Westgate Coping & Cap        | 79 |
| Weston Stone™ Fire Pit       | 97 |

### COLLECTIONS LEGEND

|  |                          |
|--|--------------------------|
|  | Metropolitan Collection  |
|  | Natural Collection       |
|  | Heritage Collection      |
|  | Legacy Collection        |
|  | Environmental Collection |
|  | Porcelain Collection     |





**BELGARD**<sup>®</sup>  
PAVES THE WAY<sup>™</sup>

© Copyright 2021 Oldcastle APG, Inc. All Rights Reserved. BEL21-618

**BELGARD.COM**

PICTURED ON THE COVER: ISLAND CREEK LANDSCAPE  
MEGA-ARBEL<sup>®</sup> PATIO SLAB WITH ORIGINS<sup>™</sup> 6 BORDER